

BALTIMORE XL

burhéns

www.burbens.com



UPHOLSTERY: KISS 11006-05 ECRU

FRAME

All structural parts of the frame are made of solidwood.

SEAT CUSHION

The core consist of 35 kg (N120) highly elastic shape cut cold foam with a siliconized fiber and feather top.

The cushion is reversible (not apply to leather).

BACK CUSHION

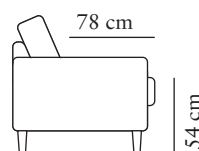
The core consists of 30 kg (N40) highly elastic shape cut cold foam with a siliconized fiber and feather top.

The cushion is reversible (not apply to leather).

UPHOLSTERY

The style is fixed and loose cover and available with fabric and leather.

The covers / cushion covers, in fabric, can be removed and washed according to washing and care instructions.



LEGS



COLOURS




White



White
Pigmented Oak




Oiled Oak



Oiled Walnut



Colonial



Black

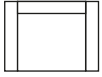
BALTIMORE XL

burhéns

www.burbens.com


Measurements may vary +/-3%, depending on the choice of upholstery and combination.

1,5-SEATER LC



width•depth•height
138x113x93

3,5-SEATER (2) LC



width•depth•height
267x113x93

FOOTSTOOL 1 LC



width•depth•height
124x86x52